44-50
(COND.)

LAKESIDE VILLAGE

A CONDOMINIUM

SEC. 8, TWP. 21 N., RNG. 4 E., W.M.
KING COUNTY, WASH.

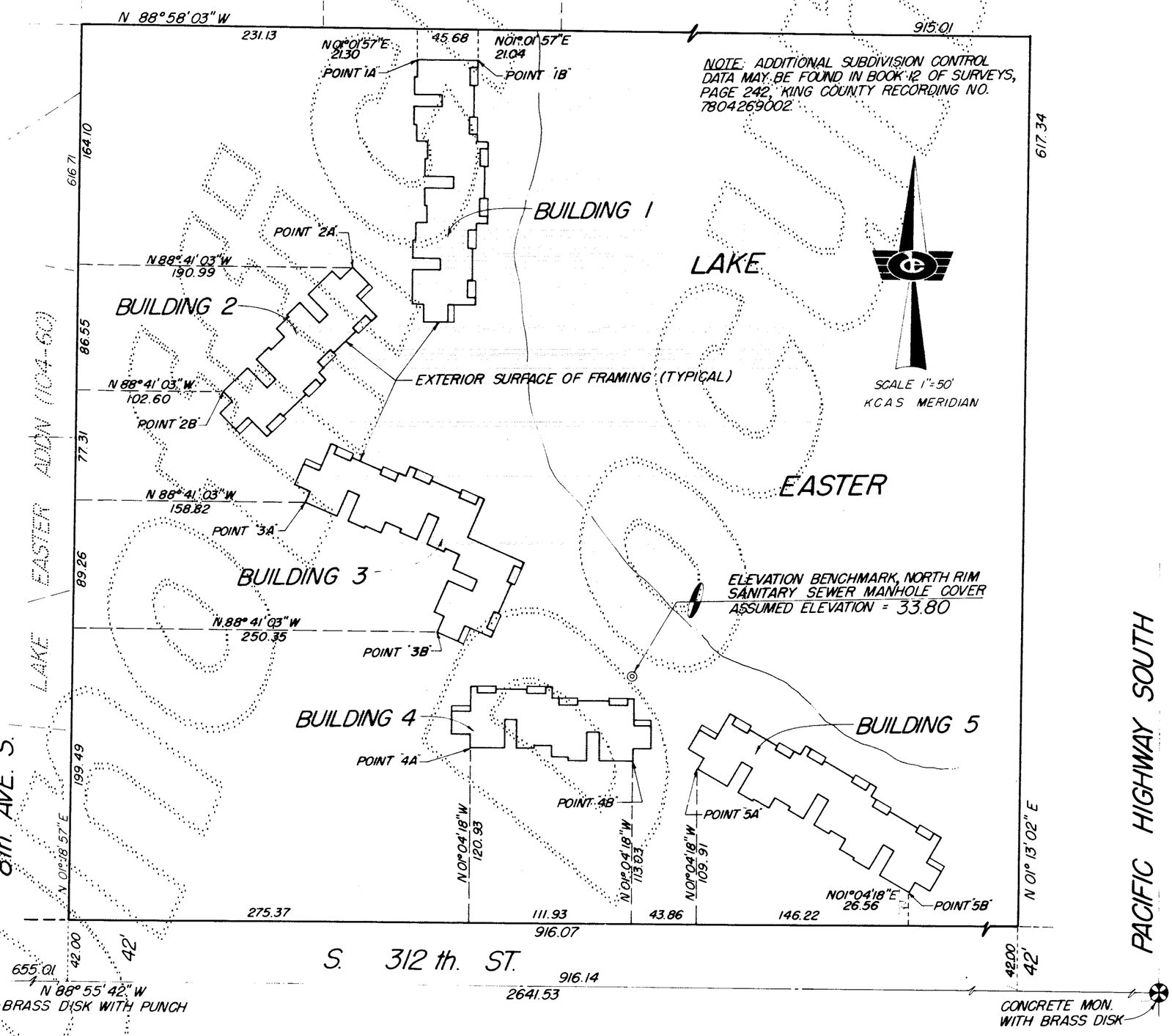

DODDS ENGINEERS, INC.

JOB NO. 77177

LAKESIDE VILLAGE

44-51 (COND.)

A CONDOMINIUM

SEC. 8, TWP. 21 N., RNG. 4 E., W.M.

KING COUNTY, WASH.

RECITAL

Lakeside Village is a horizontal property regime (a condominium) which, pursuant to Ch. 64.32 of the Revised Code of Washington, as amended, ARROW DEVELOPMENT CORPORATION, a Washington corporation (the Developer), created by that certain Declaration for Lakeside Village, a condominium, as recorded under Recording Number 8006030711, on June 3rd, 1980, at Volume ___ of Official Records, page ___, records of King County, Washington. The land submitted to Ch. 64.32 RCW and condominium ownership by that Declaration is situate in King County, Washington, and described as follows:

> The west three-fourths of the south half of the south half of the northeast quarter of Section 8, Township 21 North, Range 4 East, W.M., in King County, Washington; Except the East 410 feet thereof; Except the West 655 feet thereof; and Except the south 42 feet thereof for road purposes.

The within survey map of the surface of such land and set of plans of the buildings have been prepared incident to the foregoing pursuant to RCW 64.32.100.

Dated this 29 day of MAY, 1980.

ARROW DEVELOPMENT CORPORATION

By _____
James W. Summers, President

By _____
David W. Huls, Secretary

SURVEYORS CERTIFICATE

The undersigned hereby certifies that he is a registered land surveyor and that the within set of plans accurately depicts the location and dimensions of the apartments as built.

Registered Land Surveyor #11914

STATE OF WASHINGTON)
COUNTY OF KING)

DOUGLAS J. DODDS, being first duly sworn on oath, deposes and says: I am a registered land surveyor in the state of Washington and am the person who has made and executed the foregoing certificate. I have read the same, know the contents thereof and believe the same to be true.

SUBSCRIBED AND SWORN to this 28th day of May, 1980.

Notary public in and for the state of Washington residing at KIRKLAND

DOUGLAS J. DODDS
COMMISSION EXPIRES
NOTARY PUBLIC
JUNE 9, 1983
STATE OF WASHINGTON

ASSESSORS RECEIPT

Copy received and approved this 29 day of MAY, 1980.

HARLEY HOPPE
King County Assessor

By _____
Deputy

ACKNOWLEDGEMENT

STATE OF WASHINGTON)
) ss.
COUNTY OF KING)

On this 29 day of MAY, 1980, before me personally appeared JAMES W. SUMMERS and DAVID W. HULS, to me known to be the President and Secretary, respectively, of ARROW DEVELOPMENT CORPORATION, the corporation that executed the within and foregoing instrument, and acknowledged the said instrument to be the free and voluntary act and deed of said corporation for the uses and purposes therein mentioned, and on oath stated that they were authorized to execute said instrument.

IN WITNESS WHEREOF I have hereunto set my hand and affixed my official seal the day and year first above written.

Notary public in and for the state of Washington, residing at Bellevue

RECORDING CERTIFICATE

No. 8006030711

Filed for record at the request of Arrow Development Corporation, this 3rd day of June, 1980, at 40 minutes past 2 o'clock P. m. and recorded under Recording No. 8006030711 in Volume 44 of Condominiums, pages 50 to 56, records of King County, Washington.

KING COUNTY RECORDER

JAMES S. WEEKS
Superintendent of Records

CLINT G. ELSOM
Manager

BY _____

DODDS ENGINEERS, INC.

14

JOB NO. 77177

42 ∞

LAKESIDE VILLAGE

A CONDOMINIUM

SEC. 8, TWP. 21 N., RNG. 4 E., W.M.

KING COUNTY, WASH.

44-52
(COND)

BUILDING 1

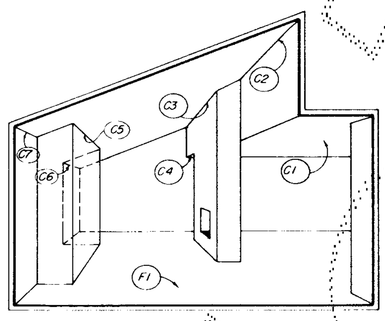

TYPICAL DETAIL showing apartment ceiling and floor elevations for apartments 131, 134 and 136. Apartments 131, 133 and 135 are mirror images. (Not to scale.)

THIRD STORY ELEVATIONS

Apartment	F1	C1	C2	C3	C4	C5	C6	C7	C8	C9
131	50.3	58.20	65.7	64.8	57.15	59.2	56.45	57.95	-	-
132	50.3	58.20	65.75	64.75	57.1	59.15	56.5	57.95	-	-
133	50.3	58.20	65.75	64.7	57.1	59.05	56.35	57.8	-	-
134	50.3	58.20	65.45	64.75	57.15	59.0	56.39	57.8	-	-
135	50.3	58.20	65.75	64.7	57.1	59.0	56.3	57.75	-	-
136	50.3	58.25	65.75	64.75	57.1	59.05	56.3	57.75	58.2	61.95

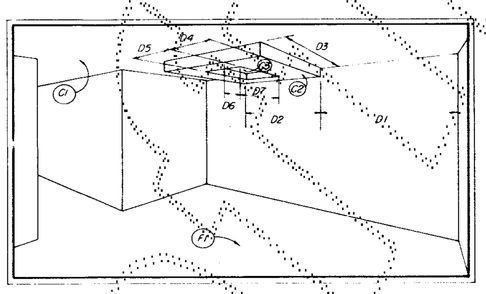

TYPICAL DETAIL showing apartment ceiling and floor elevations and dimensions for apartments 126, 124, 126, 112, 114, 116. Apartments 121, 123, 125, 111, 113, 115 are mirror images. (Not to scale.)

FIRST AND SECOND STORY ELEVATIONS

Apartment	F1	C1	C2	C3	C4
111	32.55	40.4	39.6	40.4	39.4
112	32.55	40.35	39.55	40.35	39.4
113	32.55	40.4	39.6	40.4	39.4
114	32.55	40.4	39.6	40.4	39.35
115	32.55	40.4	39.6	40.4	39.4
116	32.55	40.4	39.55	40.4	39.35
121	41.4	49.3	48.45	49.3	48.25
122	41.4	49.25	48.45	49.25	48.3
123	41.4	49.25	48.5	49.25	48.25
124	41.4	49.25	48.45	49.25	48.25
125	41.4	49.25	48.45	49.25	48.3
126					48.25

FIRST AND SECOND STORY DIMENSIONS

Apartment	D1	D2	D3	D4	D5	D6	D7
111	8.35	9.35	9.6	2.75	4.1	2.0	6.05
112	8.35	9.35	9.6	2.7	4.1	2.0	6.1
113	8.35	9.35	9.6	2.7	4.1	2.0	6.05
114	8.35	9.35	9.6	2.7	4.1	2.0	6.05
115	8.4	9.35	9.6	2.75	4.1	2.0	6.1
116	8.4	9.35	9.6	2.75	4.1	2.05	6.0
121	8.4	9.35	9.65	2.7	4.05	2.0	6.1
122	8.4	9.35	9.6	2.7	4.1	1.95	6.1
123	8.4	9.35	9.65	2.7	4.1	2.0	6.0
124	8.35	9.35	9.65	2.7	4.1	2.0	6.05
125	8.4	9.35	9.6	2.75	4.1	1.9	6.1
126	8.4	9.4	9.6	2.7	4.1	2.0	6.1

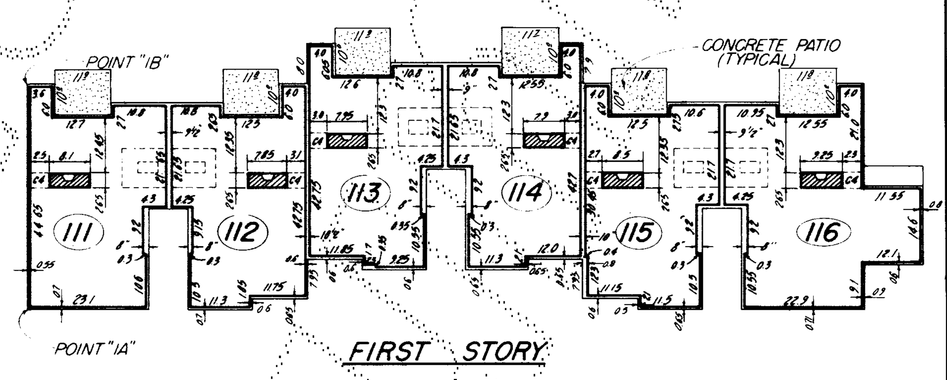

FIRST STORY

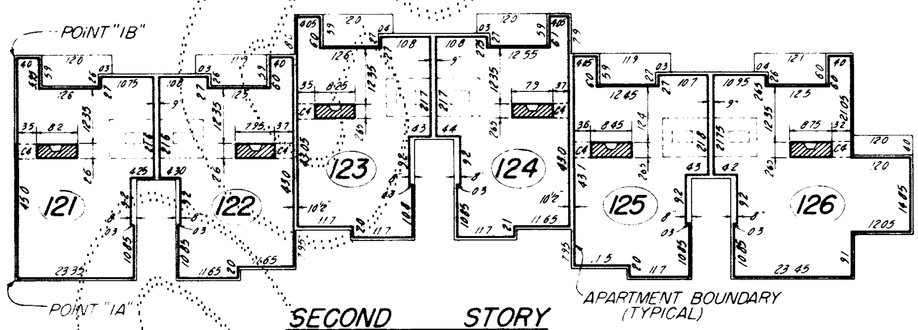

SECOND STORY

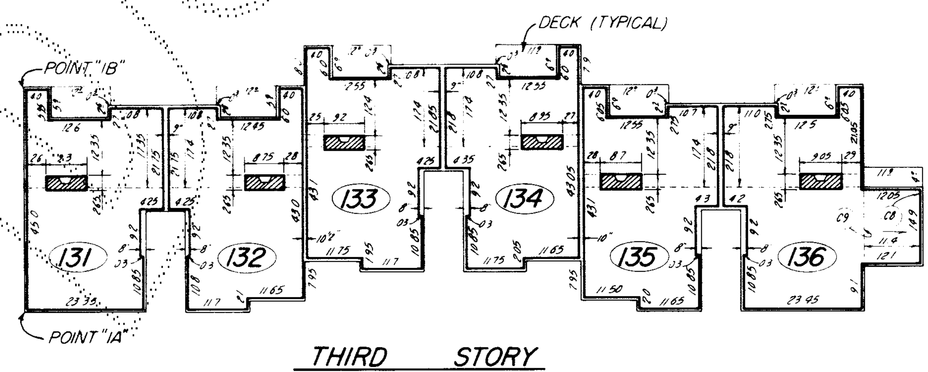

THIRD STORY

GENERAL NOTES

1. All exterior walls are 4 inches thick unless otherwise shown. Thickness is measured from the exterior surface of the stud framing walls to the interior surface of the sheet rock within the apartments.
2. All apartment dimensions are to the interior surface of the sheet rock (or fireplace facing) and are shown within ± 0.10 feet.
3. All floor elevations are on top surface of flooring (under carpets where applicable) and ceiling elevations are on under surface of ceiling sheet rock. All elevations are ± 0.10 feet.

LEGEND

CI	-CEILING ELEVATION
FI	-FLOOR ELEVATION
DI	-DIMENSION
---	-BREAK IN CEILING ELEVATION
→	-DIRECTION OF CEILING DOWNSLOPE
	-FIREPLACE
(123)	APARTMENT NUMBER

SCALE: 1 IN = 20 FT

JOB NO. 77177

(206) 454-3743 OR 885-7877
DODDS ENGINEERS, INC.
1850 130TH AVENUE NORTHEAST
BELLEVUE, WASHINGTON 98005

LAKESIDE VILLAGE

A CONDOMINIUM

44-53 (COND.)

SEC. 8, TWP. 21 N., RNG. 4 E., W.M.
KING COUNTY, WASH.

BUILDING 2

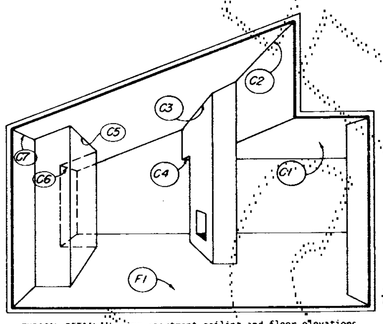

TYPICAL DETAIL, showing apartment ceiling and floor elevations for apartments 232 and 234. Apartments 231 and 233 are mirror images. (Not to scale.)

THIRD STORY ELEVATIONS

Apartment	F1	C1	C2	C3	C4	C5	C6	C7	C8	C9
231	52.4	60.3	67.8	66.8	59.25	61.15	58.4	59.9	60.3	64.3
232	52.4	60.3	67.8	66.8	59.15	61.15	58.45	59.95	-	-
233	52.4	60.3	67.6	66.75	58.2	61.2	58.4	59.9	-	-
234	52.4	60.3	67.8	66.8	59.0	61.25	58.4	60.1	60.25	64.0

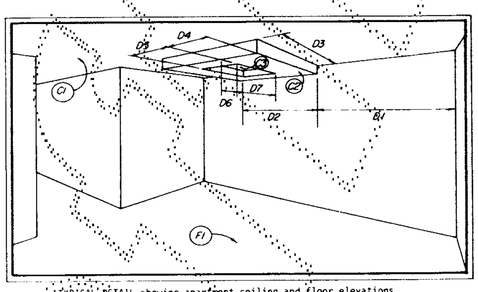

TYPICAL DETAIL showing apartment ceiling and floor elevations and dimensions for apartments 222, 224, 212 and 214. Apartments 221, 223, 211 and 213 are mirror images. (Not to scale.)

FIRST AND SECOND STORY ELEVATIONS

Apartment	F1	C1	C2	C3	C4
211	34.65	42.5	41.7	42.5	41.55
212	34.65	42.5	41.7	42.5	41.55
213	34.6	42.45	41.65	42.45	41.5
214	34.6	42.5	41.65	42.5	41.45
221	43.5	51.35	50.55	51.35	50.35
222	43.5	51.35	50.55	51.35	50.35
223	43.45	51.3	50.5	51.3	50.3
224	43.45	51.3	50.5	51.3	50.3

FIRST AND SECOND STORY DIMENSIONS

Apartment	D1	D2	D3	D4	D5	D6	D7
211	8.35	9.25	9.6	2.7	4.1	1.95	6.1
212	8.4	9.4	9.6	2.75	4.1	2.0	6.05
213	8.3	9.4	9.6	2.8	4.05	2.0	6.05
214	8.3	9.4	9.65	2.8	4.1	1.95	6.05
221	8.35	9.35	9.65	2.75	4.1	1.95	6.1
222	8.4	9.4	9.55	2.75	4.1	1.9	6.1
223	8.4	9.35	9.65	2.75	4.05	2.0	6.05
224	8.35	9.35	9.6	2.75	4.05	1.95	6.05

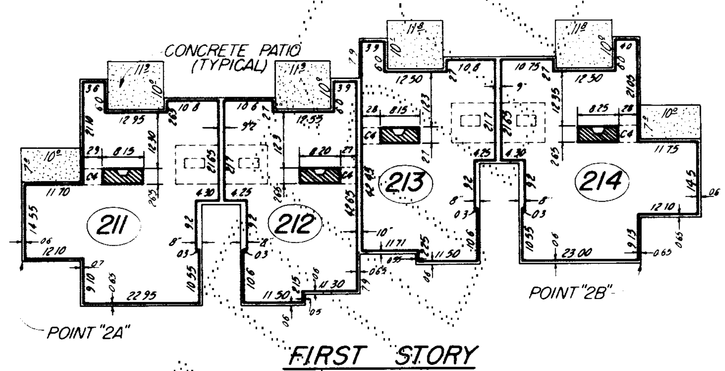

FIRST STORY

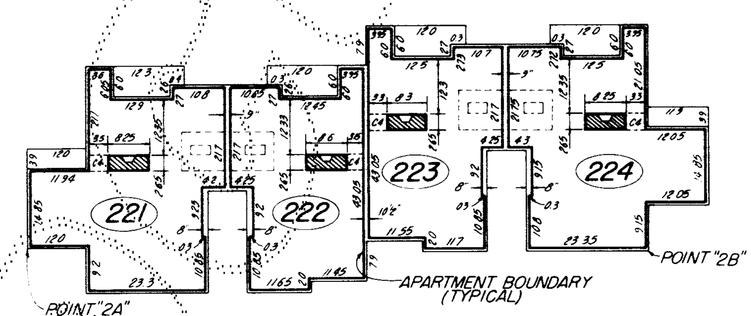

SECOND STORY

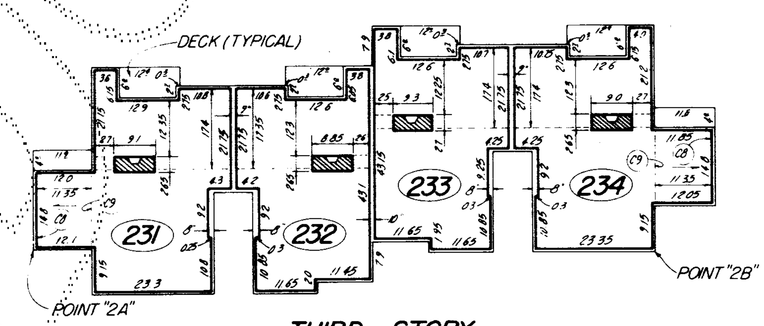

THIRD STORY

GENERAL NOTES

1. All exterior walls are 4 inches thick unless otherwise shown. Thickness is measured from the exterior surface of the stud framing walls to the interior surface of the sheet rock within the apartments.
2. All apartment dimensions are to the interior surface of the sheet rock (or fireplace facing) and are shown within ± 0.10 feet.
3. All floor elevations are on top surface of flooring (under carpet where applicable) and ceiling elevations are on under surface of ceiling sheet rock. All elevations are ± 0.10 feet.

LEGEND

CI	-CEILING ELEVATION
FI	-FLOOR ELEVATION
DI	-DIMENSION
---	-BREAK IN CEILING ELEVATION
→	-DIRECTION OF CEILING DOWNSLOPE
	-FIREPLACE
(123)	APARTMENT NUMBER

SCALE: 1 IN = 20 FT

JOB NO. 77177

(206) 454-3743 OR 885-7877
DODDS ENGINEERS, INC.
1850 130TH AVENUE NORTHEAST
BELLEVUE, WASHINGTON 98005

LAKESIDE VILLAGE

A CONDOMINIUM

SEC. 8, TWP. 21 N., RNG. 4 E., W.M.

KING COUNTY, WASH.

44-54
(COND.)

BUILDING 3

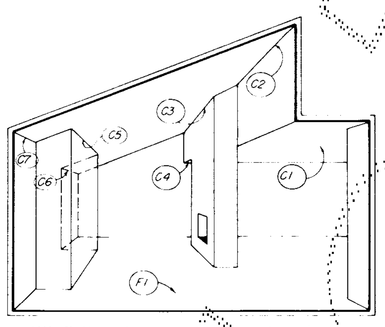

TYPICAL DETAIL showing apartment ceiling and floor elevations for apartments 332, 334 and 336. Apartments 331, 333 and 335 are mirror images. (Not to scale)

THIRD STORY ELEVATIONS

Apartment	F1	C1	C2	C3	C4	C5	C6	C7	C8	C9
331	52.75	60.65	68.2	67.15	59.55	61.5	58.75	60.25	60.60	64.35
332	52.75	60.65	68.15	67.15	59.55	61.55	58.8	60.3	--	--
333	52.75	60.65	68.15	67.15	59.4	61.55	58.8	60.45	--	--
334	52.75	60.65	68.15	67.15	59.4	61.55	58.75	60.3	--	--
335	52.75	60.65	68.15	67.15	59.6	61.55	58.85	60.3	--	--
336	52.75	60.65	68.2	67.15	59.65	61.5	58.85	60.25	60.60	64.35

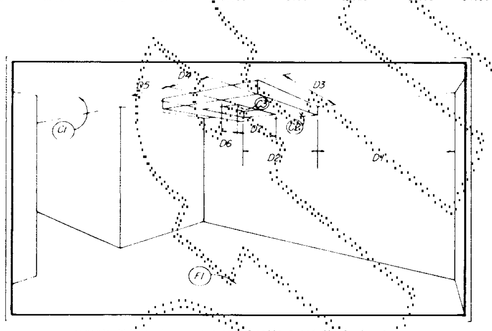

TYPICAL DETAIL showing apartment ceiling and floor elevations and dimensions for apartments 322, 324, 326, 312, 314 and 316. Apartments 321, 323, 325, 311, 313 and 315 are mirror images. (Not to scale.)

FIRST AND SECOND STORY ELEVATIONS

Apartment	F1	C1	C2	C3	C4	Apartment	F1	C1	C2	C3	C4
311	44.95	42.8	42.8	42.8	41.8	324	43.8	51.65	50.85	51.65	50.65
312	44.95	42.8	42.8	42.8	41.8	325	43.8	51.65	50.85	51.65	50.65
313	44.95	42.8	42.8	42.8	41.8	326	43.8	51.65	50.85	51.65	50.65
314	44.95	42.8	42.8	42.8	41.8						
315	44.95	42.8	42.8	42.8	41.8						
316	43.8	42.8	42.8	42.8	41.8						
321	43.8	51.65	50.85	51.65	50.65						
322	43.8	51.65	50.85	51.65	50.65						
323	43.8	51.65	50.85	51.65	50.65						

FIRST AND SECOND STORY DIMENSIONS

Apartment	D1	D2	D3	D4	D5	D6	D7
311	8.25	9.35	9.6	2.75	4.05	2.0	6.05
312	8.35	9.4	9.65	2.75	4.1	1.95	6.1
313	8.3	9.4	9.65	2.75	4.05	2.05	6.05
314	8.3	9.4	9.6	2.75	4.05	2.0	6.05
315	8.3	9.4	9.6	2.7	4.1	2.0	6.05
316	8.3	9.4	9.65	2.75	4.05	2.0	6.05
321	8.25	9.3	9.65	2.75	4.05	2.0	6.05
322	8.3	9.4	9.65	2.75	4.1	1.95	6.1
323	8.3	9.4	9.6	2.75	4.1	1.95	6.1
324	8.3	9.4	9.6	2.75	4.05	2.0	6.1
325	8.3	9.35	9.6	2.75	4.1	1.95	6.05
326	8.25	9.4	9.65	2.7	4.1	2.0	6.05

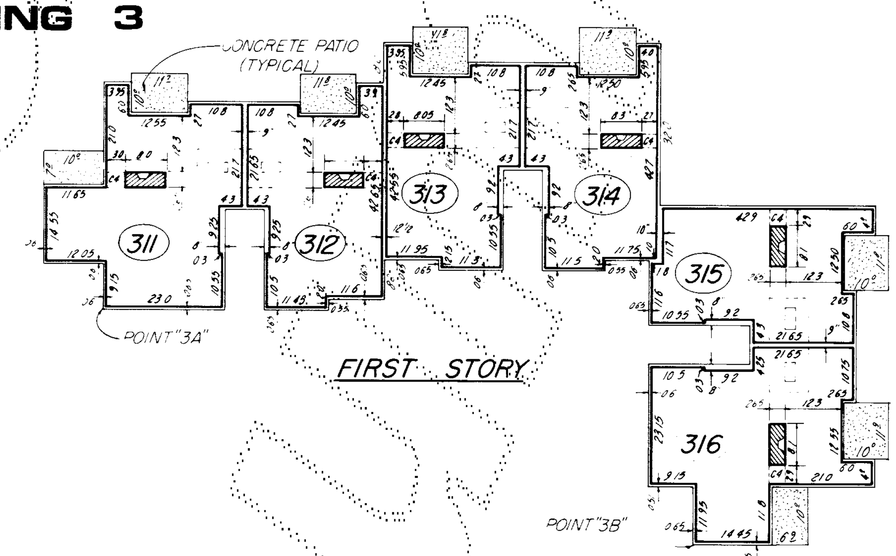

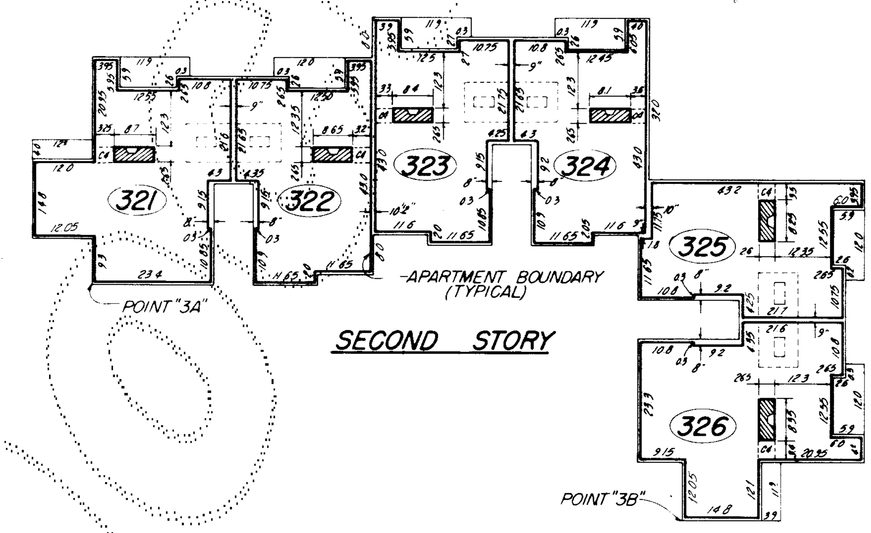

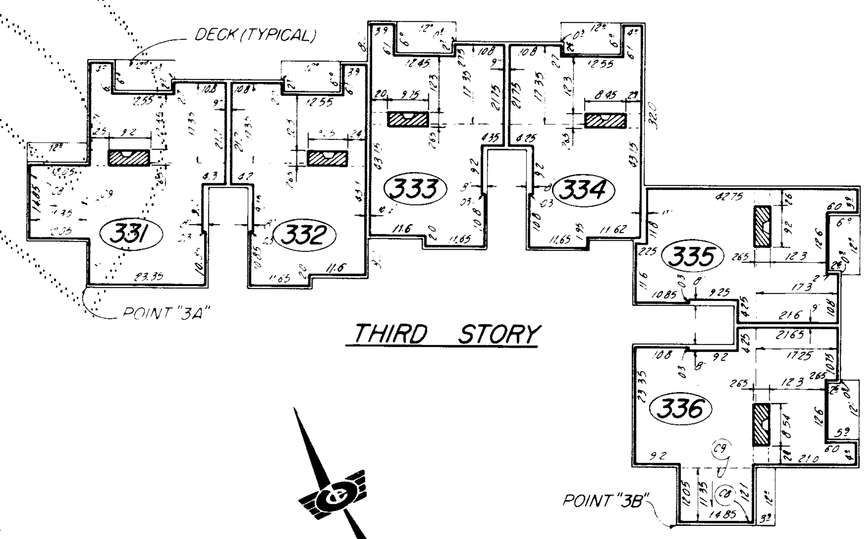

GENERAL NOTES

1. All exterior walls are 4 inches thick unless otherwise shown. Thickness is measured from the exterior surface of the stud framing walls to the interior surface of the sheet rock within the apartments.
2. All apartment dimensions are to the interior surface of the sheet rock (or fireplace facing) and are shown within ± 0.10 feet.
3. All floor elevations are on top surface of flooring (under carpet, where applicable) and ceiling elevations are on under surface of ceiling sheet rock. All elevations are ± 0.10 feet.

LEGEND

CI	-CEILING ELEVATION
FI	-FLOOR ELEVATION
DI	-DIMENSION
---	-BREAK IN CEILING ELEVATION
→	-DIRECTION OF CEILING DOWNSLOPE
	-FIREPLACE
(123)	APARTMENT NUMBER

SCALE: 1 IN = 20 FT

JOB NO. 77177

(206) 454-3743 OR 885-7877
DODDS ENGINEERS, INC.
1850 130TH AVENUE NORTHEAST
BELLEVUE, WASHINGTON 98005

LAKESIDE VILLAGE

A CONDOMINIUM

44-55
(COND.)

SEC. 8, TWP. 21 N., RNG. 4 E., W.M.
KING COUNTY, WASH.

BUILDING 4

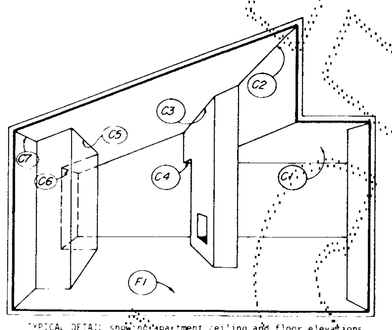

TYPICAL DETAIL showing apartment ceiling and floor elevations for apartments 432 and 434. Apartments 431 and 433 are mirror images. Not to scale.

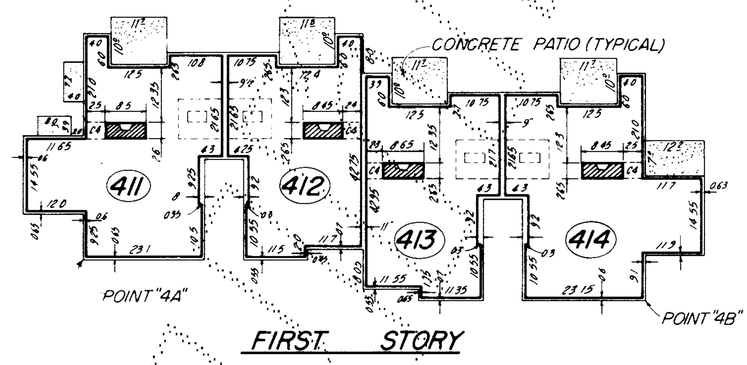

FIRST STORY

THIRD STORY ELEVATIONS

Apartment	F1	C1	C2	C3	C4	C5	C6	C7	CR	C9
431	52.75	60.65	68.15	67.1	59.55	61.5	58.8	60.3	60.55	64.35
432	52.75	60.65	68.15	67.15	59.6	61.5	58.75	60.9	-	-
433	52.7	60.6	68.1	67.05	59.55	61.45	58.8	60.25	-	-
434	52.7	60.6	68.1	67.05	59.6	61.5	58.8	60.25	60.55	64.3

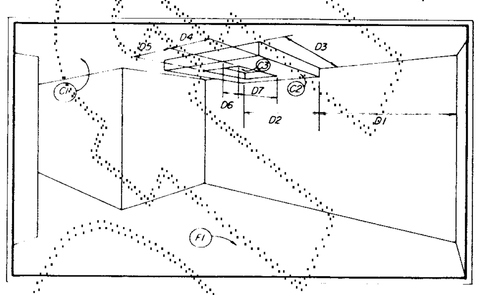

TYPICAL DETAIL showing apartment ceiling and floor elevations and dimensions for apartments 422, 424, 412, and 414. Apartments 421, 423, 411 and 413 are mirror images. (Not to scale.)

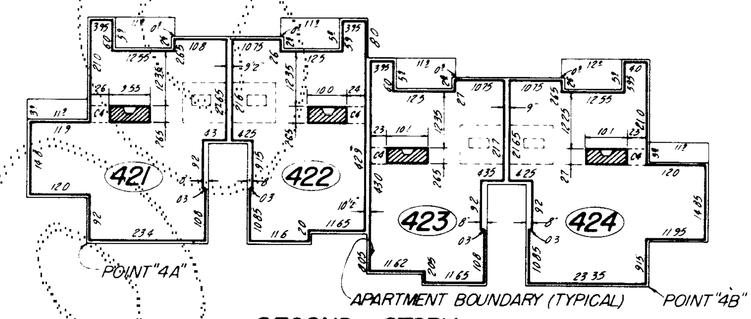

SECOND STORY

FIRST AND SECOND STORY ELEVATIONS

Apartment	F1	C1	C2	C3	C4
411	35.05	42.95	42.1	42.95	41.95
412	35.05	42.9	42.1	42.9	41.95
413	35.05	42.8	42.05	42.8	41.9
414	35.05	42.85	42.05	42.85	41.9
421	43.8	51.7	50.85	51.7	50.7
422	43.8	51.65	50.85	51.65	50.65
423	43.8	51.7	50.85	51.7	50.65
424	43.8	51.65	50.85	51.65	50.65

FIRST AND SECOND STORY DIMENSIONS

Apartment	D1	D2	D3	D4	D5	D6	D7
411	8.2	9.5	9.65	2.85	3.9	2.05	5.95
412	8.25	9.5	9.7	2.85	3.9	2.05	5.95
413	8.2	9.45	9.65	2.9	3.9	2.1	5.9
414	8.25	9.45	9.65	2.9	3.9	2.05	5.9
421	8.2	9.5	9.65	2.85	3.9	2.1	5.85
422	8.25	9.5	9.6	2.85	3.9	2.1	5.9
423	8.2	9.45	9.65	2.85	3.9	2.05	5.9
424	8.2	9.5	9.65	2.9	3.9	2.05	5.9

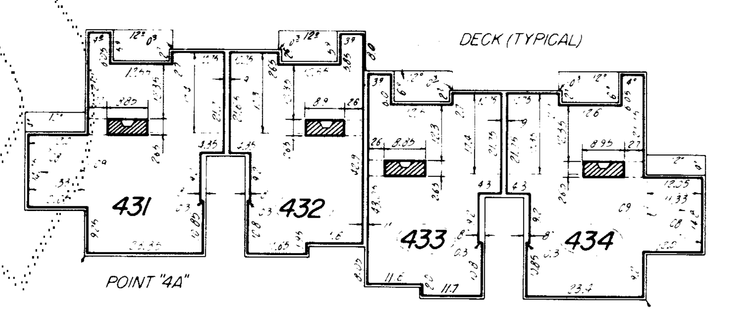

THIRD STORY

GENERAL NOTES

1. All exterior walls are 4 inches thick unless otherwise shown. Thickness is measured from the exterior surface of the stud framing walls to the interior surface of the sheet rock within the apartments.
2. All apartment dimensions are to the interior surface of the sheet rock (or fireplace facing) and are shown within ± 0.10 feet.
3. All floor elevations are on top surface of flooring (under carpets, where applicable) and ceiling elevations are on under surface of ceiling sheet rock. All elevations are ± 0.10 feet.

LEGEND

CI	-CEILING ELEVATION
FI	-FLOOR ELEVATION
DI	-DIMENSION
---	-BREAK IN CEILING ELEVATION
→	-DIRECTION OF CEILING DOWNSLOPE
	-FIREPLACE
(123)	APARTMENT NUMBER

SCALE: 1 IN = 20 FT

JOB NO. 77177

(206) 454-3743 OR 885-7877
DODDS ENGINEERS, INC.
1650 130TH AVENUE NORTHEAST
BELLEVUE, WASHINGTON 98005

LAKESIDE VILLAGE

44-56
(COND.)

A CONDOMINIUM

SEC. 8, TWP. 21 N., RNG. 4 E., W.M.
KING COUNTY, WASH.

BUILDING 5

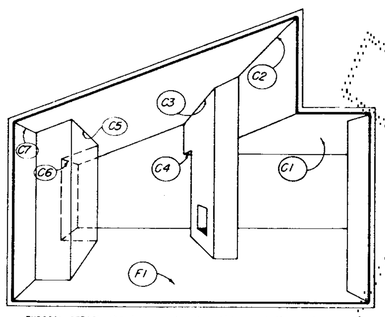

TYPICAL DETAIL showing apartment ceiling and floor elevations for apartments 532, 534 and 536. Apartments 531, 533 and 535 are mirror images. (Not to scale.)

THIRD STORY ELEVATIONS

Apartment	F1	C1	C2	C3	C4	C5	C6	C7	LR	C9
531	51.4	59.35	66.9	65.95	58.3	60.2	57.4	58.95	59.55	63.1
532	51.4	59.35	66.9	65.95	58.25	60.2	57.45	58.95	-	-
533	53.4	61.35	68.85	67.9	60.1	62.2	59.45	61.05	-	-
534	53.4	61.35	68.85	67.9	60.3	62.2	59.5	61.05	-	-
535	55.55	63.5	71.0	69.95	62.4	64.4	61.65	63.2	-	-
536	55.55	63.55	71.05	70.05	62.25	64.4	61.7	63.15	63.4	62.26

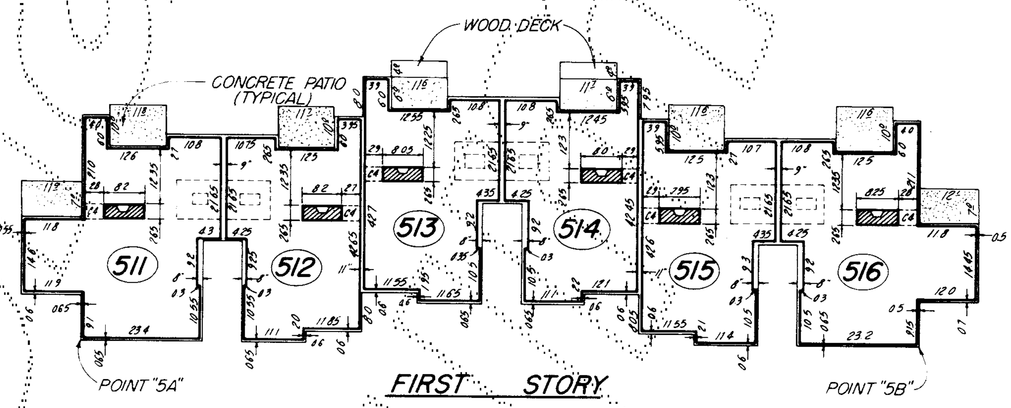

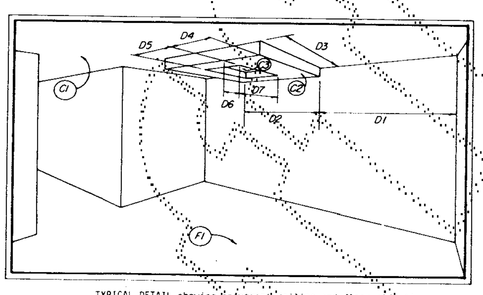

TYPICAL DETAIL showing apartment ceiling and floor elevations and dimensions for apartments 522, 524, 526, 512, 514 and 516. Apartments 521, 523, 525, 511, 513, and 515 are mirror images. (Not to scale.)

FIRST AND SECOND STORY ELEVATIONS

Apartment	F1	C1	C2	C3	C4
511	33.65	41.5	40.7	41.5	40.5
512	33.65	41.5	40.7	41.5	40.5
513	35.65	43.5	42.7	43.5	42.5
514	35.65	43.5	42.7	43.5	42.5
515	37.65	45.5	44.7	45.5	44.55
516	37.65	45.55	44.7	45.55	44.55
521	42.55	50.4	49.6	50.4	49.4
522	42.55	50.45	49.6	50.45	49.45
523	44.5	52.4	51.6	52.4	51.4
524	44.5	52.4	51.6	52.4	51.4
525	46.55	54.45	53.6	54.45	53.45
526	46.55	54.45	53.65	54.45	53.45

FIRST AND SECOND STORY DIMENSIONS

Apartment	D1	D2	D3	D4	D5	D6	D7
511	8.3	9.4	9.65	2.85	3.95	2.05	5.9
512	8.3	9.4	9.65	2.85	3.9	2.05	5.95
513	8.3	9.35	9.65	2.8	3.9	2.0	5.95
514	8.3	9.35	9.6	2.8	3.9	2.05	5.9
515	8.3	9.4	9.75	2.85	3.9	2.1	5.9
516	8.3	9.4	9.55	2.85	3.9	2.0	5.9
521	8.35	9.4	9.65	2.85	3.9	2.1	5.85
522	8.35	9.4	9.65	2.8	3.9	2.1	5.9
523	8.3	9.35	9.7	2.8	3.95	2.1	5.9
524	8.3	9.35	9.65	2.85	3.9	2.05	5.9
525	8.35	9.35	9.7	2.85	3.9	2.1	5.9
526	8.3	9.4	9.65	2.8	3.9	2.05	5.9

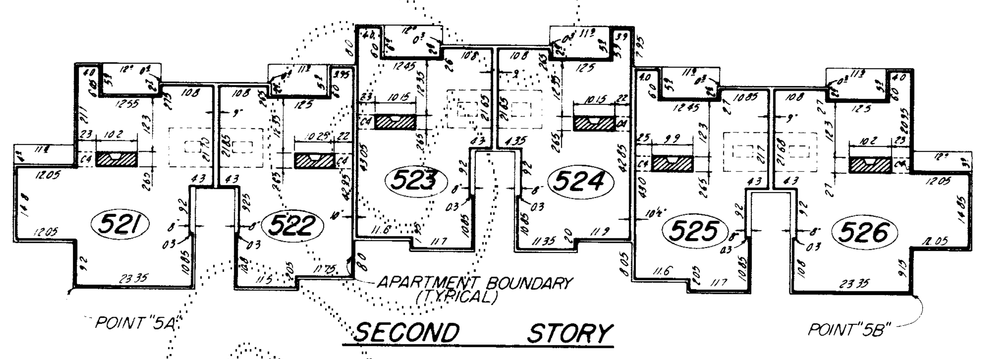

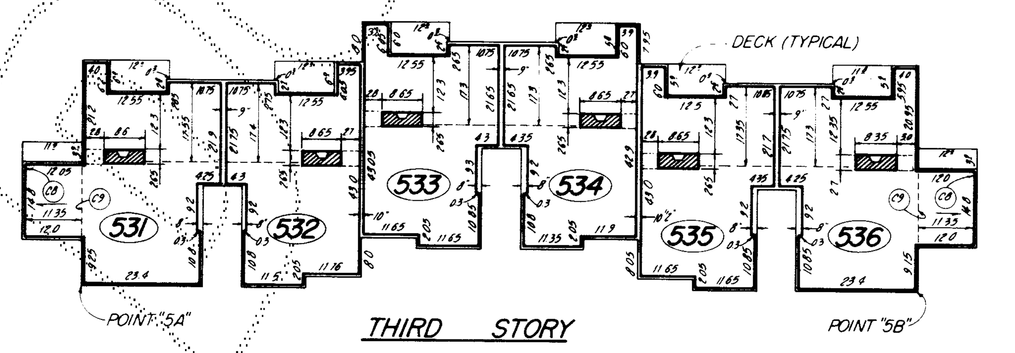

GENERAL NOTES

1. All exterior walls are 4 inches thick unless otherwise shown. Thickness is measured from the exterior surface of the stud framing walls to the interior surface of the sheet rock within the apartments.
2. All apartment dimensions are to the interior surface of the sheet rock (or fireplace facing) and are shown within ± 0.10 feet.
3. All floor elevations are on top surface of flooring (under carpets where applicable) and ceiling elevations are on under surface of ceiling sheet rock. All elevations are ± 0.10 feet.

LEGEND

CI	-CEILING ELEVATION
FI	-FLOOR ELEVATION
DI	-DIMENSION
---	-BREAK IN CEILING ELEVATION
→	-DIRECTION OF CEILING DOWNSLOPE
	-FIREPLACE
(123)	APARTMENT NUMBER

SCALE: 1 IN = 20 FT

JOB NO. 77177

(206) 454-3743 OR 885-7877
DODDS ENGINEERS, INC.
1950 130TH AVENUE NORTHEAST
BELLEVUE, WASHINGTON 98005